


KANSAS

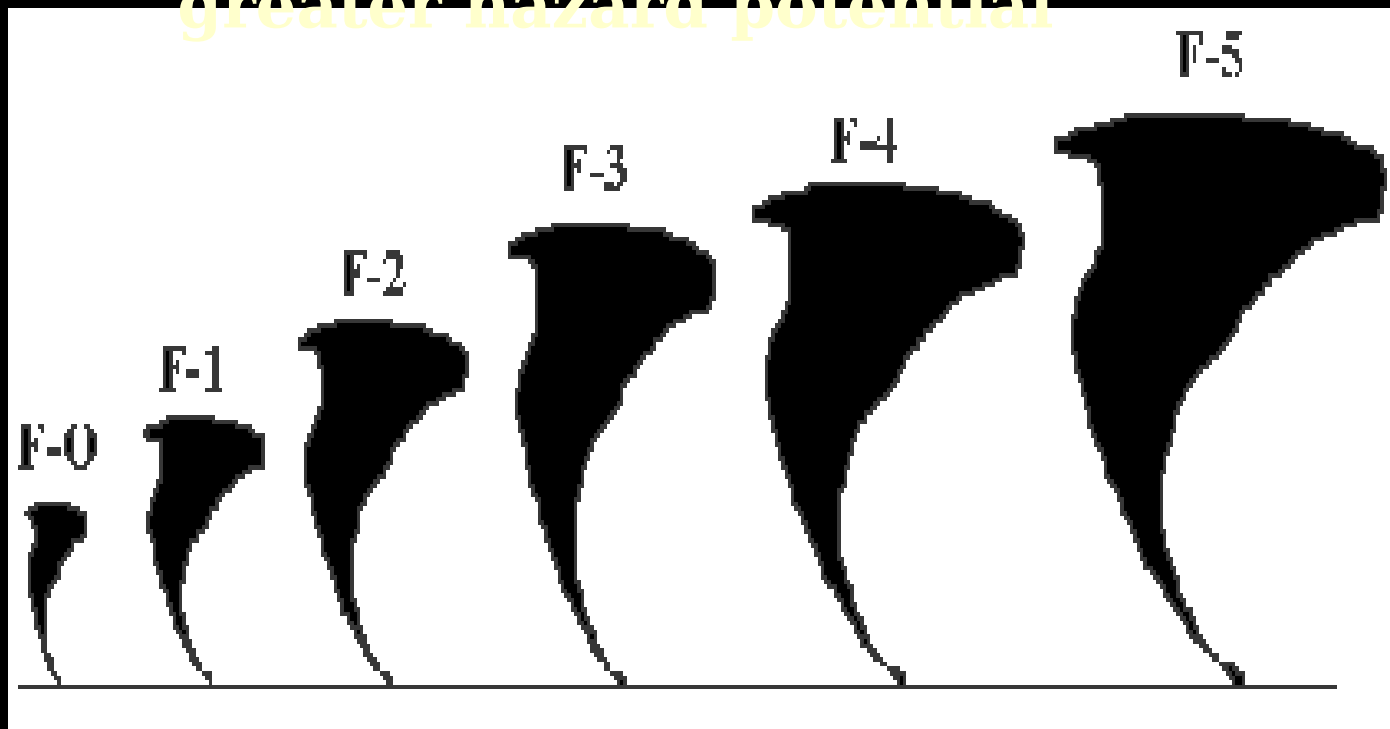


TORNADO ALLEY



TORNADO ***SCALE***

**The higher the “F” factor, the
bigger the tornado and the
greater hazard potential**



TORNADO SAFETY

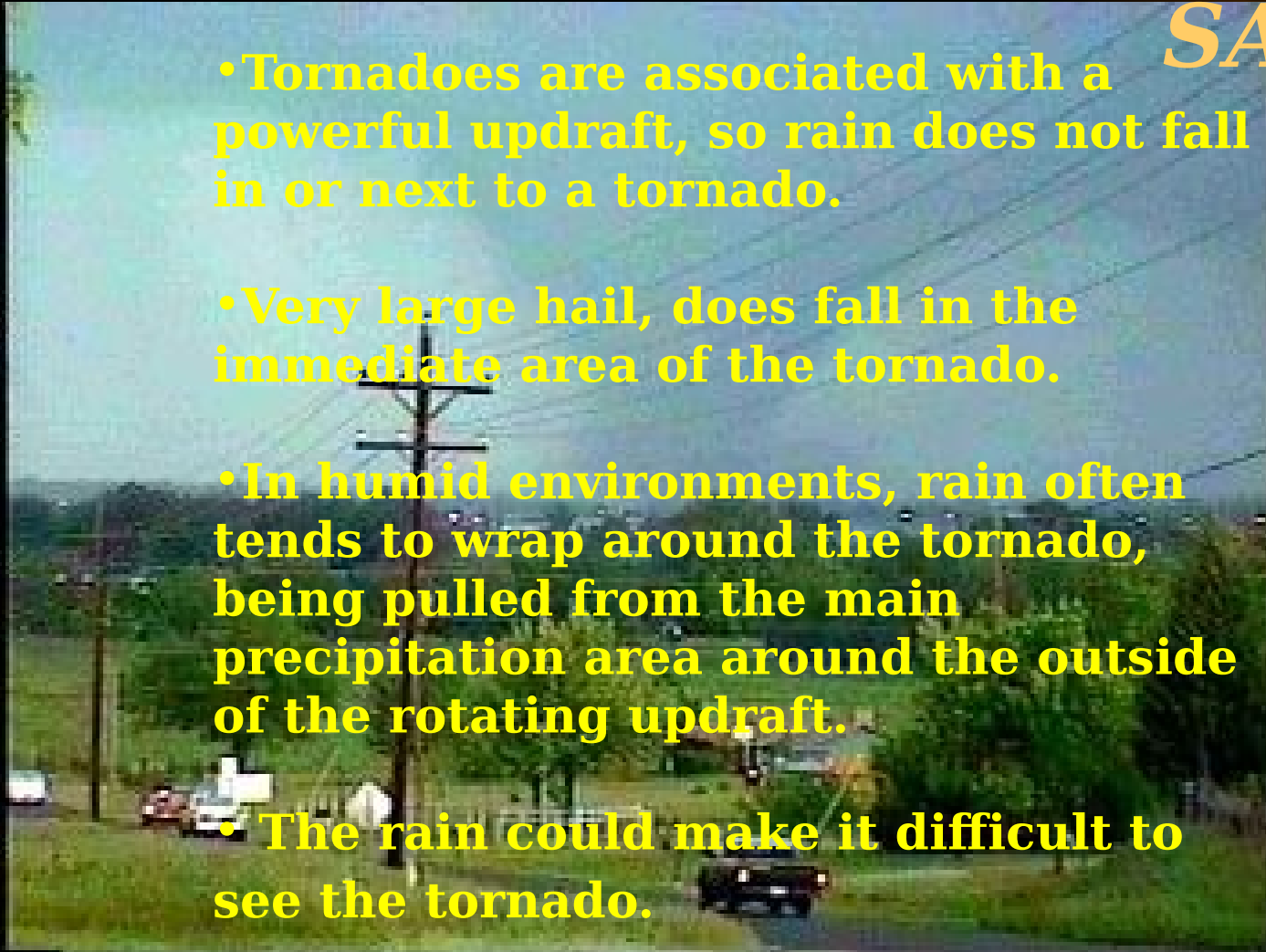
- Tornadoes may appear nearly transparent until dust and debris are picked up.
 - Stay alert for high winds even if you do not "see" a tornado.
 - Tornadoes often occur when it is not raining.
-
- In fact, in the Great Plains and other semiarid regions, that scenario is the rule rather than the exception.



TORNADO

SAFETY

- Tornadoes are associated with a powerful updraft, so rain does not fall in or next to a tornado.
- Very large hail, does fall in the immediate area of the tornado.
- In humid environments, rain often tends to wrap around the tornado, being pulled from the main precipitation area around the outside of the rotating updraft.
- The rain could make it difficult to see the tornado.



TORNADO HISTORY

RILEY COUNTY

| DATE | EVENT | TIME | DEAD | INJURED | SCALE NUMBER | COUNTY |
|------------|-------|------|------|---------|-----------------|--------|
| 9-May-50 | 010 | 0001 | 0 | 0 | F1 | 161 |
| 24-May-50 | 017 | 1730 | 0 | 0 | F1 | 161 |
| 1-J ul-50 | 023 | 1200 | 0 | 1 | F1 | 161 |
| 30-May-51 | 031 | 2250 | 0 | 0 | F1 | 161 |
| 22-Apr-52 | 002 | 1730 | 0 | 0 | F1 | 161 |
| 18-Mar-54 | 015 | 1200 | 0 | 0 | F1 | 161 |
| 19-J un-56 | 025 | 1715 | 0 | 0 | F1 | 161 |
| 18-May-62 | 007 | 2110 | 0 | 0 | F1 | 161 |
| 8-J un-66 | 020 | 1800 | 0 | 50 | F3 | 161 |
| 2-May-68 | 005 | 1950 | 0 | 0 | F0 | 161 |
| 9-J ul-69 | 015 | 1530 | 0 | 0 | F0 | 161 |
| 18-Oct-79 | 027 | 1630 | 0 | 0 | F0 | 161 |
| 21-J un-81 | 023 | 0300 | 0 | 0 | F0 | 161 |
| 30-J un-93 | 070 | 1638 | 0 | 0 | F0 | 161 |
| 30-J un-93 | 072 | 1805 | 0 | 0 | F1 | 161 |
| 30-J un-93 | 073 | 1830 | 0 | 0 | F1 | 161 |
| 30-J un-93 | 074 | 1850 | 0 | 0 | F0 | 161 |

TORNADO HISTORY

Sublette, KS May 26, 1996

Copyright 1996 Craig Setzer



TORNADO HISTORY

GEARY COUNTY

| DATE | EVENT | TIME | DEAD | INJURED | SCALE NUMBER | COUNTY |
|-------------|--------------|-------------|-------------|----------------|-------------------------|---------------|
| 21-May-51 | 022 | 0100 | 0 | 0 | F2 | 061 |
| 18-Mar-54 | 006 | 1135 | 0 | 0 | F1 | 061 |
| 5-Apr-54 | 021 | 1845 | 0 | 0 | F2 | 061 / 161 |
| 14-Jun-57 | 048 | 0105 | 0 | 0 | F1 | 061 |
| 12-Oct-61 | 043 | 1810 | 0 | 0 | F0 | 061 |
| 6-May-86 | 013 | 2030 | 0 | 0 | F1 | 061 |
| 13-Mar-90 | 013 | 1925 | 0 | 0 | F2 | 061 |
| 30-Jun-93 | 071 | 1715 | 0 | 0 | F0 | 061 |

TORNADO HISTORY



Rolla KS. May 31, 19

TORNADO SAFETY

- **Damage happens when wind gets inside a home through a broken window, door, or damaged roof.**

- **Keep windows closed. Houses do not explode due to air pressure differences. Stay away from windows during severe storms. Flying debris could shatter the glass and cause injury.**

- **It used to be advised to go to the southwest corner for safety; however, the southwest corner of a house is no safer than any other corner.**

- **Historical information has shown that any corner on the lowest level away from**



TORNADO HISTORY



**Colby, KS
on July 21, 1996**



**Lawrence KS
on June 29th, 1998**

Wichita, KS March 5, 1999





TORNADO

SAFETY

- **TORNADO WATCH**

- Weather conditions indicate tornadoes are possible
- Watches are normally lengthy and no alarms are sounded

- **TORNADO WARNING**

- A tornado has either been sighted or indicated by Radar somewhere within or near the area covered by the Warning
- Tornado **warning sirens are sounded**
- When a tornado warning has been issued, **persons in the path** of the tornado should take immediate safety

TORNADO HISTORY



McPherson County, KS
May 4, 1999

TORNADO SAFETY

- **Learn about your tornado risk**

Take Shelter from the Storm:
Build a Safe Room.

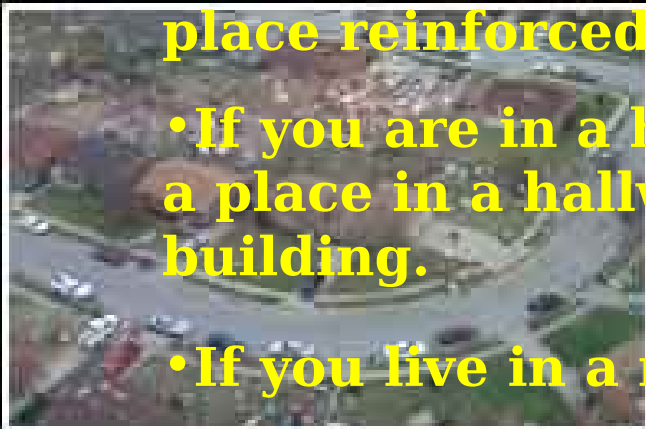


- **Pick a safe place in your home where family members could gather during a tornado.**

- **Consider having your tornado safe place reinforced**

- **If you are in a high-rise building, pick a place in a hallway in the center of the building.**

- **If you live in a mobile home, choose a safe place in a nearby sturdy building.**



TORNADO HISTORY



**Wichita, KS
April 26, 1991**

TORNADO SAFETY

- **Discuss how you would be warned of an approaching tornado.**
- **Learn about your community's warning system.**
- **Conduct periodic tornado drills, so everyone remembers what to do when a tornado is approaching.**
- **Check with your work and your children's schools and day care centers to learn tornado emergency plan**
- **Discuss tornadoes with your family.**

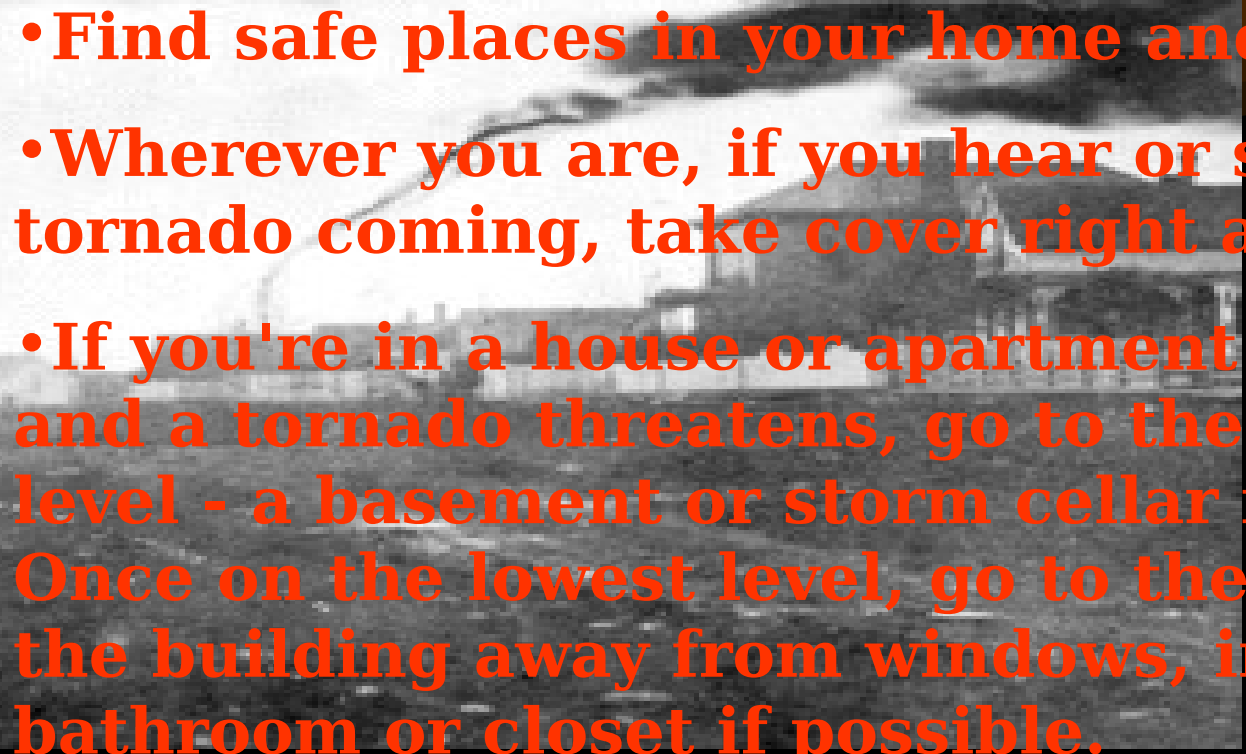


TORNADO HISTORY

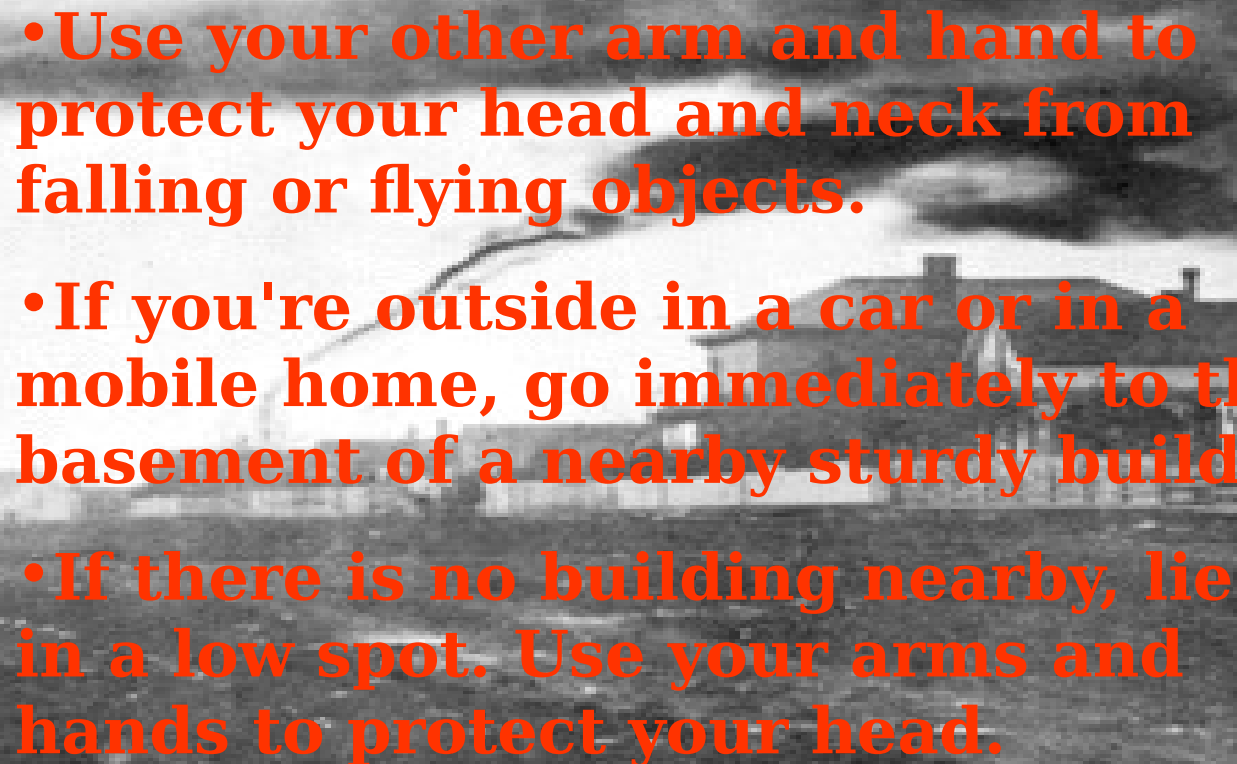
**McConnell Air Force Base
Wichita, KS
April 26, 1991**



TORNADO SAFETY

- 
- **Find safe places in your home and at work.**
 - **Wherever you are, if you hear or see a tornado coming, take cover right away.**
 - **If you're in a house or apartment building and a tornado threatens, go to the lowest level - a basement or storm cellar if possible. Once on the lowest level, go to the middle of the building away from windows, into a bathroom or closet if possible.**
 - **Get under something sturdy, such as a heavy table, hold on and stay there until the danger has passed.**

TORNADO SAFETY

- 
- **Use your other arm and hand to protect your head and neck from falling or flying objects.**
 - **If you're outside in a car or in a mobile home, go immediately to the basement of a nearby sturdy building.**
 - **If there is no building nearby, lie flat in a low spot. Use your arms and hands to protect your head.**



TORNADO

SAFETY

- **TORNADO WATCH**

- Weather conditions indicate tornadoes are possible
- Watches are normally lengthy and no alarms are sounded

- **TORNADO WARNING**

- A tornado has either been sighted or indicated by Radar somewhere within or near the area covered by the Warning
- Tornado **warning sirens are sounded**
- When a tornado warning has been issued, **persons in the path** of the tornado should take immediate safety



READ ANNEX M FORT RILEY USA MEDDAC EMERGENCY PREPARDNESS PLAN

RISK MANAGEMENT AT WORK

